

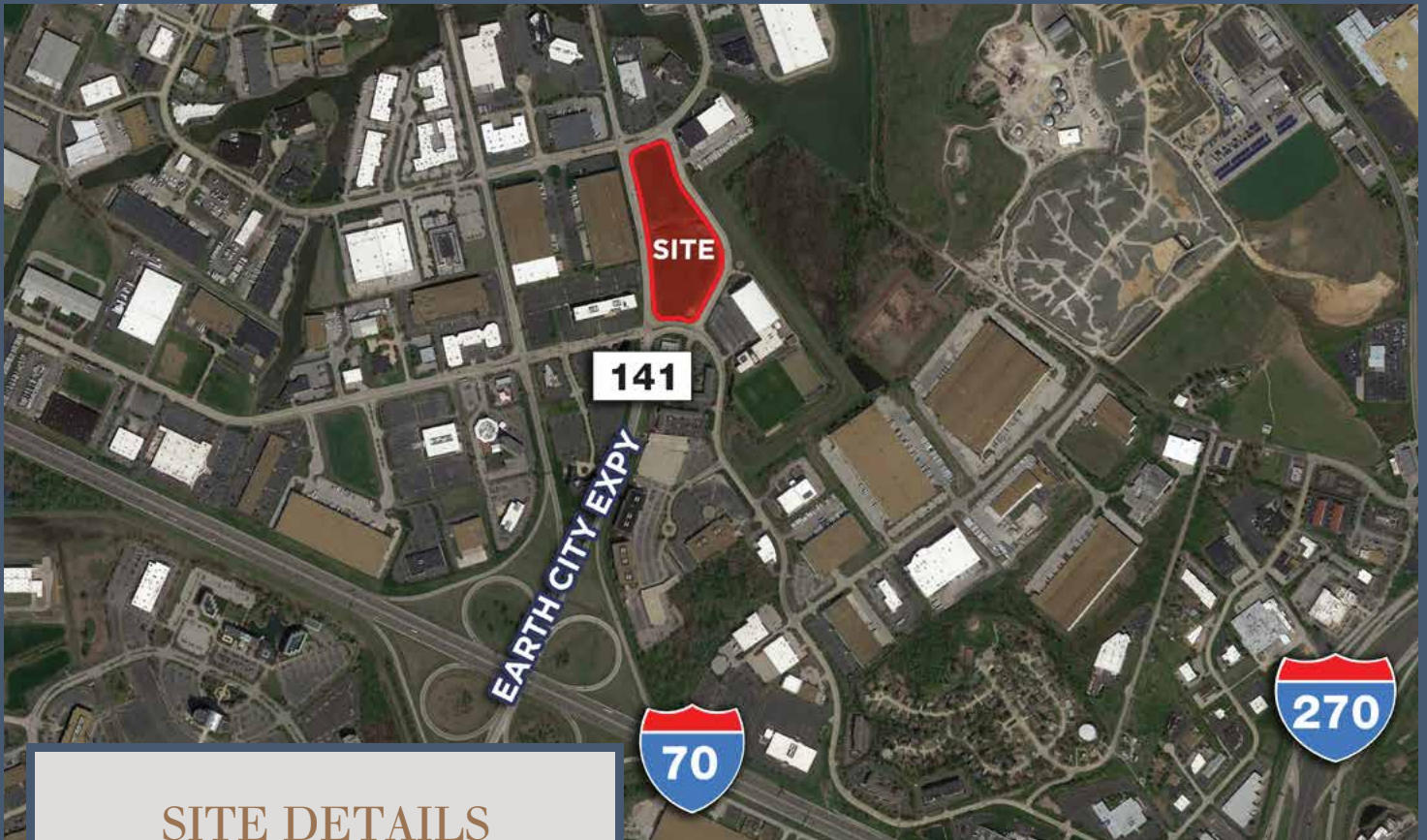
FOR SALE

13.53± Acres Available

SANSONE

group

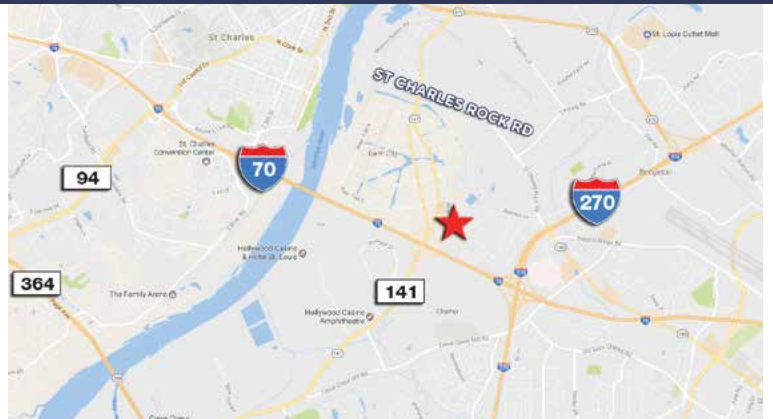
Land - Earth City, MO



SITE DETAILS

- 13.53± acres available
- Prime location at the entrance to Earth City Business Park
- Second largest tract of undeveloped land in Earth City
- Zoned C8 - Commercial
- **SALE PRICE: \$206,910/Acre**

 **LAND - EARTH CITY, MO**
3930 Earth City Expressway • Earth City, MO 63045



FOR MORE INFORMATION PLEASE CONTACT:

Jake Corrigan, SIOR
jcorrigan@sansonegroup.com

Mark Kornfeld
mkornfeld@sansonegroup.com

 314-727-6664

 www.sansonegroup.com

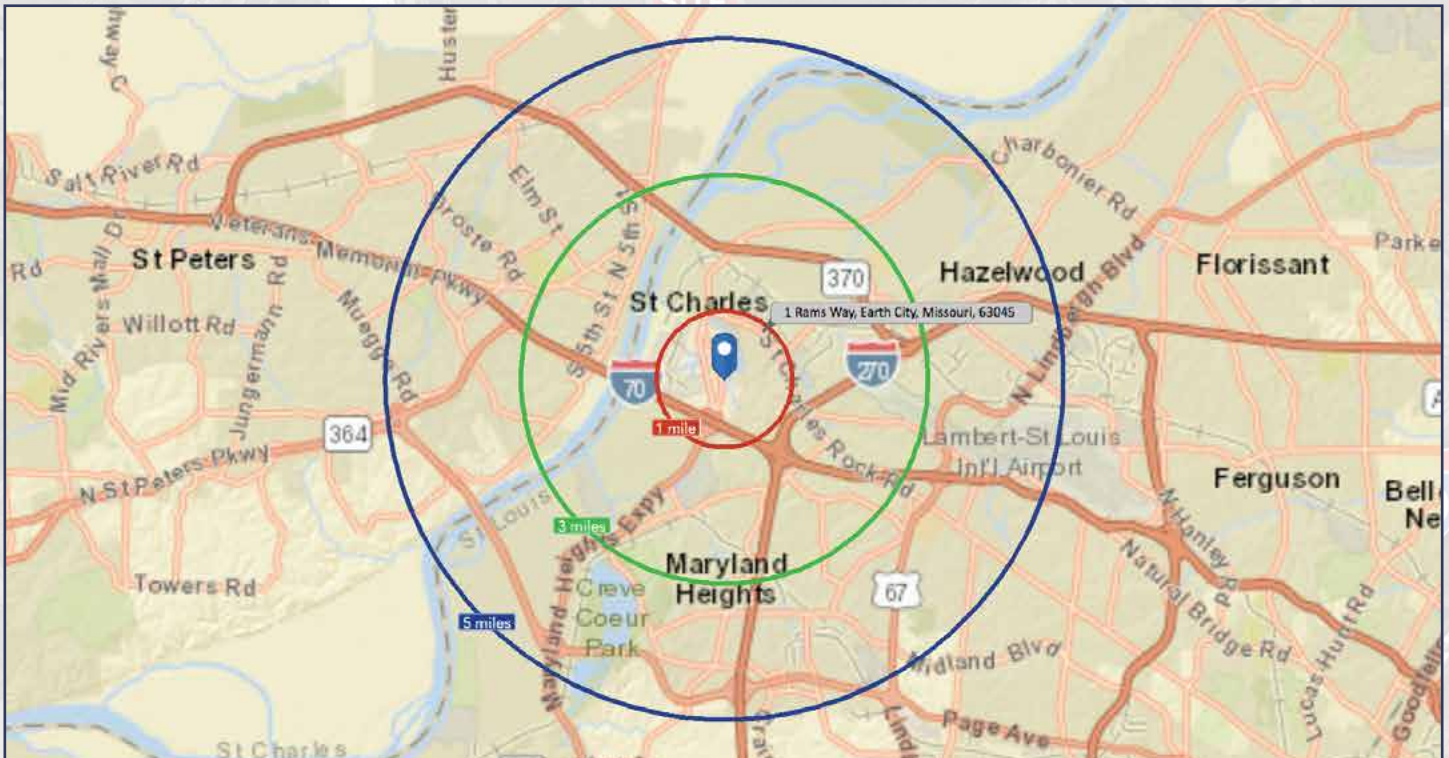
 120 S. Central, Suite 500
St. Louis, Missouri 63105

13.53± ACRES - EARTH CITY, MO

2016 DEMOGRAPHICS

	1 Mile	3 Miles	5 Miles
Population	268	35,800	127,845
Median Age	51.6	38.5	38.3
Average Household Income	\$42,236	\$61,258	\$67,086
Total Employees	15,220	62,052	134,846
Total # of Businesses	522	2,907	7,540

Average Daily Traffic Count: 24,030 VPD on Earth City Expressway



FOR MORE INFORMATION:

Jake Corrigan, SIOR
jcorrigan@sansonegroup.com

Mark Kornfeld
mkornfeld@sansonegroup.com



120 S. Central, Suite 500
St. Louis, Missouri 63105

314-727-6664



The information contained herein is not warranted, although it has been obtained from the owner of the property or from other sources that we deem reliable. It is subject to change without notice. Seller and broker make no representation as to the environmental condition of the property and recommend purchaser's independent investigation.